



# LED GU10LD



## APPLICATIONS

- Suitable for use in fittings with a GU10 lamp holder

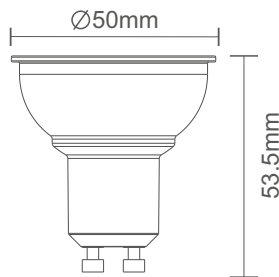
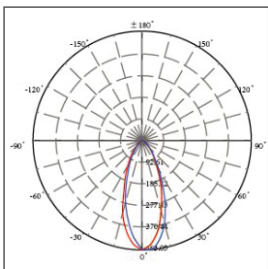
## TECHNICAL DETAILS

- SMD LED
- Built-in LED driver included
- Rated life: 25,000 hours

## CONSTRUCTION

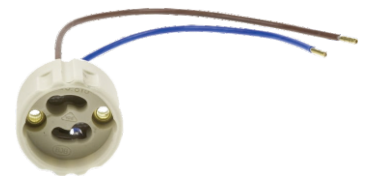
- GU10 base
- Plastic coated aluminium housing

## PHOTOMETRIC DATA



## OPTION

- Lamp holder



Model	Input	Power	CCT	Lumen	DIMMABLE	PF	CRI
LED GU10LD	220-240V	7W	2700K/3000K 4000K/6500K	580lm	DIM	>0.5	≥80